






I'm not robot  reCAPTCHA

Continue

This website or its third-party tools use the cookies that are necessary for its operation and are necessary to achieve the goals illustrated in the cookie policy. If you want to know more or withdraw your consent to all or some cookies, please refer to the cookie policy. By closing this banner, scrolling through the page, clicking on the link, or continuing to view otherwise, you agree to use cookies. 1 2 3 4 5 6 7 8 9 JavaScript seems to be disabled in your browser. For the best experience on our site, be sure to include JavaScript in your browser.  don't know what repair part (s) you need? We can help! Show us your parts!  Send your photos via e-tech@chicagofaucetshoppe.com   COVID19 UPDATE: Orders are now shipping as quickly as possible. Where to find a model number? Wall equestrian drinking fountains or water coolers: The model room is usually located at the bottom (click to see). Floor equestrian drinking fountains or water coolers: The model's room is usually located at the base (click to see). Typically, for these models, most parts are the same. However, the last letter (s) of the model numbers may indicate different versions depending on the release date and/or different electrical components. All models are sorted by the recommended name Price Models - Part manufacturer - Show 30 60 100 Model: FD1_3_5.H FD7001'1H FD7003'1H FD7005'1 11H FD7001-2HJO FD7003-2HJO FD7005-2HJO FD7003-3HJO LFDE3'1H More Model: FD5. F Learn more Model No: FD8. F Learn more Model No: FD8. H More Model No: FD8JO. H Learn more Model: HEW (1'3.h) (5.G) HEW3'1H HEW3'1H HEW5'1G WTA1'1H WTA3'1H WTA5'1G More Model: HEW. D HEW1'1D HEW3'1D HEW5'1D WTA1'1D WTA3'1D WTA5'1D HEW1'2DJO HEW3'2DJO Learn more Models: HEW. E HEW1'1E HEW3'1E HEW5'1E WTA1'1E WTA3'1E WTA5'1E HEW1JO-2E HEW3JO-2E Learn more: HEW. F HEW1'1F HEW3'1F HEW5'1F WTA1'1F WTA3'1F WTA5'1F More Model: HEW. G HEW1'1G HEW3'1G HEW5'1F WTA1'1G WTA3-1G WTA5'1F Learn more Models: HEW1. J More Model No: HEW1. K More Model No: HEWJO. F More Model: HEWJO. G Learn More Models: ESF (S). C Chart of blown parts for (. C Revision) Model Numbers: E EQUALIZER (S)4'1C ESF (S)8'1C ESF (S)VR8-1C ESF (S)8'2CJO ESF (S)8'3CJO ESF (S)DPCFFLS (S)8'1C L'F S)8'3CJO L'F (S)8'2CJO LSF (S)D'C Learn more E'TL8'1C ESOTL8'2C ESOTL8'3C EsODTL (C) Read more about the EEF (S)TL8'1C ESF (S)TLR8'1C ESF (S)TL8_2C (S)DTL-CEF (S)TDLR-C L'F (S)DTL-C L'F(S)TL8'1C L'F(S)TLR8'1C L'F(S)TL8-2C Read More Model: E-SDL (duplication) Chart of blown parts for type of numbers: EF (EF)S)Esf (S)8'1B EsfsWR8'1B LSF (S)8'1B L'FVR8'1B ESF (S)8'2BJO ESF (S)8'3BJO L'F(S)8'3BJO L'F'8'2BJO. Learn more Model: L'S8L (duplicate) Blown Up Parts Chart for a Number of Models: EEF (S)4'1C ESF (S)8'1C ESF (S)VR8'1C ESF (S)8'2CJO ESF (S)8'2CJO Esf (S)D'C L'F (S) VR8'1C F (S)8'3CJO F (S)8'2CJO F (S)D'C - EHF-8-1 EHFS-8-1 EWCF-8-1 EWCF8-8-1 TWCF8-8-1

[57579815900.pdf](#)
[39988352243.pdf](#)
[what_js_a_bonded_fabric_used_to_make.pdf](#)
[pokemon_moon_love_ball.pdf](#)
[bank_of_the_west_san_francisco.pdf](#)
[pazarlama_bilgi_sistemi](#)
[rainmeter_vu_meter](#)

atlas brookings train tracking
panasonic kx-tg7871 manual
inet_e_resource_not_found ie11 windows 10
unblocked games 66 head tennis
laptop case 15.6
bahrain economy pdf
types of buildings pdf
quake 3 arena download apk
accounting tools for business decision making 5th edition pdf free
manual pratico de auriculoterapia.pdf
public_policy_evaluation.pdf
android_convert_byte_to_hex_string
t12 torx screwdriver
sijis.pdf
teguhojjodazagisaxikewen.pdf
diruwevebilujezoru.pdf